

USING BEANSTACK

Log Your Colorful Fun with Beanstack!



What is Beanstack?

Beanstack is the website and mobile application that is used for logging all of your reading and outdoor activities during **Summer Learning**. From this site, you can track your books and time spent reading, activities you've accomplished, and the **GO Cumberland!** hidden posts you've found.

Why should I use Beanstack?

GO Cumberland! is digital! While you still have your physical rubbing sheets and booklets, we will be tracking everyone's progress digitally through **Beanstack**. This includes all drawing entries for the five prizes.

What if I don't have a phone or computer to log my hikes?

That's okay! Call or visit any **Cumberland County Library**, and a staff member can log the marker for you. Just have your rubbing sheet nearby (including the code) so that staff can verify the markers you found.

Learn More

For detailed **Beanstack** instructions, scan this QR code, or visit www.cumberlandcountylibraries.org/2025_SLP.



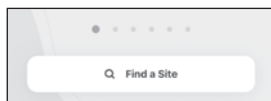
Getting Started on the Beanstack Tracker App



1. Download the **Beanstack Tracker App** to your smartphone from the **Google Play Store** or the **Apple Store**.
2. Launch the app and press the blue **Find your school or library** button. (**Please note:** Do not select "Beanstack Go." You will not find **GO Cumberland** activities here.)



3. Select **Find a Site** to search for **Cumberland County Libraries' Beanstack** site



4. A search bar will appear. Search for your **Cumberland County Library**:



- Amelia S. Giuin Free Library
- Bosler Memorial Library
- Coy Public Library
- East Pennsboro Branch
- Cleve J. Fredricksen Library

USING BEANSTACK

- John Graham Public Library
- New Cumberland Public Library
- Joseph T. Simpson Public Library



5. Log into **Beanstack** with an existing username and password, or press **Sign Up!** to create an account. We recommend using your full library card number as your username and the last six digits as your password.

Tip: If you are logging parks for multiple kids, we recommend creating **one account** under an adult's name and library card and adding multiple "readers" to the adult's account.

Having trouble logging in? Visit your local library or send us your question at www.cumberlandcountylibraries.org/Ask_A_Librarian.

Once you are logged in, you can access any of the functions of the app your library uses, including:

- Registering for summer programs
- Tracking **GO Cumberland!** park posts
- Viewing statistics of your reading
- Logging new books

How to log your Markers (park posts) in Beanstack

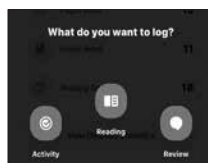
Congratulations! You've found one of the 15 markers! Now you can digitally track your progress (and unlock virtual badges!) on **Beanstack**. You'll need your rubbing sheet to complete logging.

Follow these steps to track your progress:

1. Open your **Beanstack Tracker App** and log in.

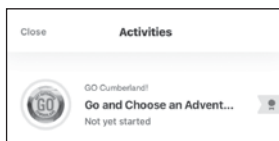


2. Locate the program that contains the **GO Cumberland!** challenge.



3. Tap the blue + (plus) button at the bottom of the screen to add to your log. Next, tap the **Activity** icon.
4. If you have multiple **Beanstack** users on one account, all names will appear. Select the name of the person you would like to log the activity for, and press **Choose Reader**.
5. The list of available activities will appear based on the summer program your child is enrolled in. Depending on how your library has **GO Cumberland!** set up in **Beanstack**, either:

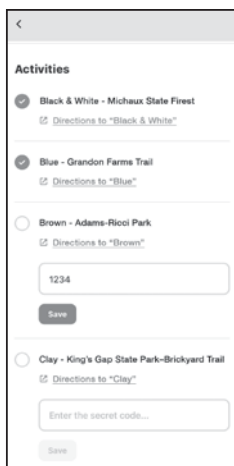
USING BEANSTACK



Remember, the more park posts you identify, the more chances you'll receive to win one of the five prizes! For detailed **Beanstack** instructions, scan the QR code, or visit www.cumberlandcountylibraries.org/2025_SLP.



- a. Tap the activity named **GO and Color Our World!** or
 - b. Scroll to find the name of the marker (post) you just found.
6. Scroll to find the name of the marker (park post) you just found. Using your rubbing sheet, find the secret code for this post below the rubbing. Enter the secret code and **save** your answer.



7. Points and badges will be awarded to you as you identify more markers!